



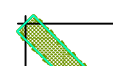










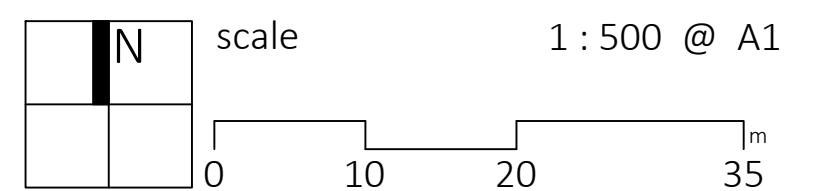




**LEGEND**

	Boundary
	Existing trees retained
	Existing trees removed
	Existing other native hedgerows to be retained h2a6
	Proposed species-rich native hedgerow h2a5
	Proposed small trees native/non-native
	Proposed medium trees native/non-native
	Proposed large trees native/non-native
	Proposed introduced shrub u1 1160
	Proposed modified grassland g4
	Proposed other neutral grassland (EM3) g3c
	Proposed rain garden u1 1192
	Proposed 2.0m anti-climb weldmesh
	Proposed 3.0m anti-climb weldmesh
	Proposed retaining walls (type TBC)



30 St. Georges Square | Worcester | WR1 1HX | 01905 947 558  
hello@zebralandscapes.co.uk

Zebra Landscape Architects Limited is registered in England and Wales. Registered number: 11068394. Registered Office: 30 St Georges Square, Worcester, WR1 1HX.

Copyright is reserved by Zebra Landscape Architects and the drawing is issued on the condition that it is not copied either wholly or in part without first obtaining written consent from them. Do not scale from this drawing, figured dimensions only to be used. All dimensions to be checked on site before commencement of any work, shop drawings or the ordering of materials. This drawing is to be read in conjunction with appropriate consultant engineers drawings, schedules, specification and manufacturer's information.