

Hydrock Consultants Limited
Wharton Place 13 Wharton Street,
Cardiff, CF10 1GS
Tel: +44 (0)29 2002 3665

Copyright Reserved

The Contractor shall verify and be responsible for all dimensions. DO NOT scale the drawing - any errors or omissions shall be reported to Startec without delay.















Colour Disclaimer

This drawing has been documented in colour. This drawing is required to be printed in colour. Failure to do so may result in loss of information. Black and white printing may be used if specific black and white documents have been obtained from Stattec.

Notes

1. Refer to luminaire schedule XXXX for the details on lighting luminaires.
2. All electrical works shall comply with the 10th edition of ET wiring regulations BS 7671:2018 including all current amendments and guidance notes.
3. The contractor is to refer to the architect and landscape architect for setting out details. No dimensions shall be measured from this drawing.
4. Containment service routes shown are indicative representation and specific requirements shall be determined on-site by the relevant contractor.
5. Co-ordination of services shall be by the contractor. Services shall be installed so that they do not conflict with other services and that be located so that they can be easily maintained.
6. The contractor is to make allowance for the stopping and accurate treatment of the contractor passing through the barrier walls and structural bases.
7. The contractor must produce fully co-ordinated working and installation drawings as follows:
 - a. All services to be installed in the ground.
 - b. All ducts to be installed with 50% spare capacity and shall be installed by the contractor where required.
8. Electrical contractor shall include for all brackets, boxes, fixings, cable supports, etc. as required to provide a complete installation.
9. The contractor is to refer to distribution board schedules issued as part of this package for cabling details.
10. Lighting levels shall be in line with S264:2024 including all up to date amendments.
11. Lighting control via daylight controls (on), 'time clock' and 'with override switch'. Daylight control shall be mounted in a distribution box. Time clock and override switch shall be mounted next to the distribution board within the leader pillars.
12. The contractor shall install luminaires as per the manufacturer's recommendations for ingress protection and protection against mechanical pollution.
13. All lighting luminaires shall be installed in a minimum of 450 mm base from the front face of the curb. Where this is not achievable, and there is a flush curb, a protective barrier luminaire shall be provided.
14. No overhead cabling located at tree turks indicates if any preconstruction zone. Trees indicated by hatching to be removed or relocated to avoid preconstruction zone.
15. Services shall be installed in accordance with the following:
 - a. Refer to schedule XXXX for all regulatory requirements for the buried assets as well as requirements for the use of utility providers in relation to trenching and pulling depth defined on the Asset type and properties.
16. For every change in direction of buried services, a approved sized pull pit shall be provided.
17. Drawing showing services includes notes only. Specific ducts numbers and sizes to be confirmed at the time of the design only.
18. Mechanical services are shown for construction purposes only, refer to mechanical schedule for details on mechanical services.

Legend

	Electrical Plant		Heating Plant
	Fibre Duct		Domestic Plant
	Date Duct		Gas PIPework
	LV Duct		BCWS PIPework
	HV Duct		MCWS PIPework
	Lighting Duct		Sprinkler PIPework
			LTHW VT Flow PIPework
			LTHW Flow PIPework

Contour line of existing buildings to be demolished after full decant

[illegible]

P02: Suitable for PAC	JJ AB	GG DF	2025.09.26
P01: Suitable for Review and Comment	JJ AB	GG DF	2025.07.25
Issued/Revision	By	Appd	YYYY.MM.DD

Issue Status

S3
SUITABLE FOR REVIEW
AND COMMENT

This document is suitable only for
purpose noted above.
Use of this document for any other
purpose is not permitted.

Client/Project Logo



Clear Price

WFPCO

Coleg Sir Gar

Pilwrlwyd Campus, Carmarthen

Title
Sitewide - Electrical Services
External Services Layout

Project No. _____

PROJECT NO.
30015

Revision

P02

Scale
1 : 500

Drawing No. _____

CR0301-HYD-ZZ-ZZ-DR-E-70000

CR0301-HYD-ZZ-ZZ-DR-E-70000

CR0301-HYD-ZZ-ZZ-DR-E-70000